

Valentine's Day Pre-K Worksheets

TEN different worksheets
Ages 2-3

Let's Count

Name: _____

Instruction: Help your child count the items and write the number.
Skills: Counting up to 5.



NAME

COLORING & TRACING


Instructions: Help your child find the pink crayon or dot maker. With as much help as your child needs, color in the word and say the word "pink."
Skills: color identification, letter name

PIN

NAME: _____

Matching Valentine's day items

Instructions: Draw a line from each picture on the left to the picture on the right that matches.
Skills: left and right, matching, coordination.



FIND MORE AT WWW.CLASSICHOUSEWIFE.COM





- 2 Coloring Pages
- 2 Color Word Pages
- 2 Matching Pages
- 2 Counting Pages
- 2 Sorting Pages



For God loved the world so much that he gave his only Son. " John 3:16 (JCB)

Find more at www.ClassicHousewife.com





**"BE KIND AND LOVING
TO EACH OTHER."
EPHESIANS 4:32 (ICB)**

FIND MORE AT WWW.CLASSICHOUSEWIFE.COM


NAME _____

Coloring & Tracing

Instructions: Help your child find the red crayon or dot maker. With as much help as your child needs, color in the word and say the letters as you color them. Color the rose and trace the word "red."

Skills: Color identification; letter names, fine motor skills.

RED



red

NAME _____

COLORING & TRACING

Instructions: Help your child find the pink crayon or dot maker. With as much help as your child needs, color in the word and say the letters as you color them. Color the cupcake and trace the word "pink."

Skills: color identification, letter names, fine motor skills

PINK



pink








Counting items

Name: _____







INSTRUCTIONS: HELP YOUR CHILD COUNT THE ITEMS AND WRITE THE NUMBER.
SKILLS: COUNTING UP TO 5.



Let's Count

Name: _____

Instruction: Help your child count the items and write the number.
Skills: Counting up to 5.





Name: _____

Matching Valentine's day items

Instructions: Draw a line from each picture on the left to the picture on the right that matches.

Skills: left and right, matching, coordination.





NAME: _____

Matching Valentine's day items

Instructions: Draw a line from each picture on the left to the picture on the right that matches.

Skills: left and right, matching, coordination.



Sorting Cupcakes and Teddy Bears









● Name: _____


Instruction: Help your child cut and sort the cards into the columns.

Skills: Sorting like with like. scissor skills.

Cupcakes 	Teddy Bears 
--	---





Sorting Hearts and Flowers

● Name: _____

Instruction: Help your child cut and sort the cards into the columns.

Skills: Sorting like with like. scissor skills.

Hearts 	Flowers 
--	---



